



# Setup

▼ To link to a page, use a tiny link...

1. Click the three dots at the top-right of the page, and click **Page Information**. 
2. Copy the tiny link. 

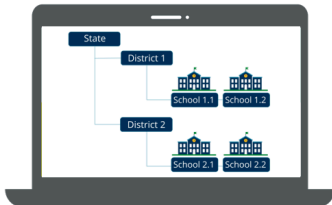
Search




## System Basics



## Import/Export



## Manage Organizations and Users



## Manage Student and Test Data