Delete Support Requests

You can delete a support request when you no longer need Pearson's assistance.

Step-by-Step

1. From **Support**, select **Support Requests**.

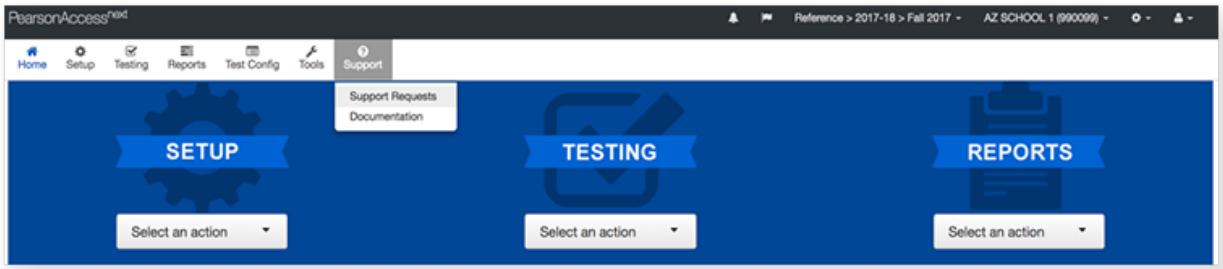

2. Click the checkbox next to the support request.

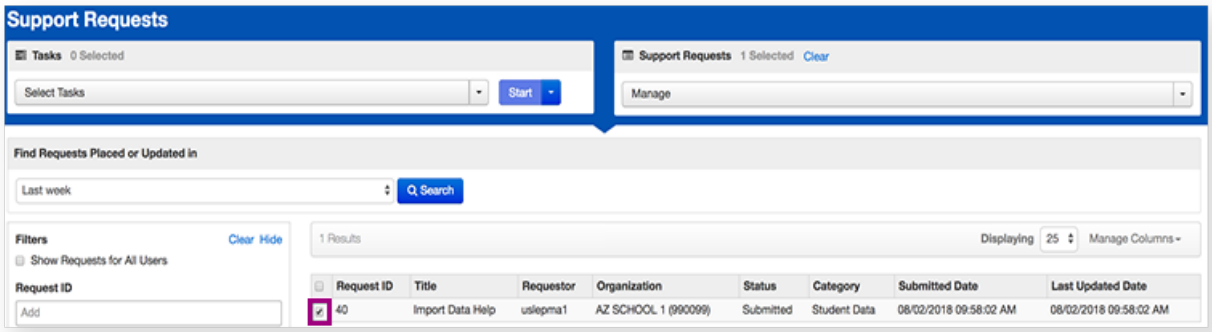

3. Click **Select Tasks**, select **Delete Requests**, and click **Start**.

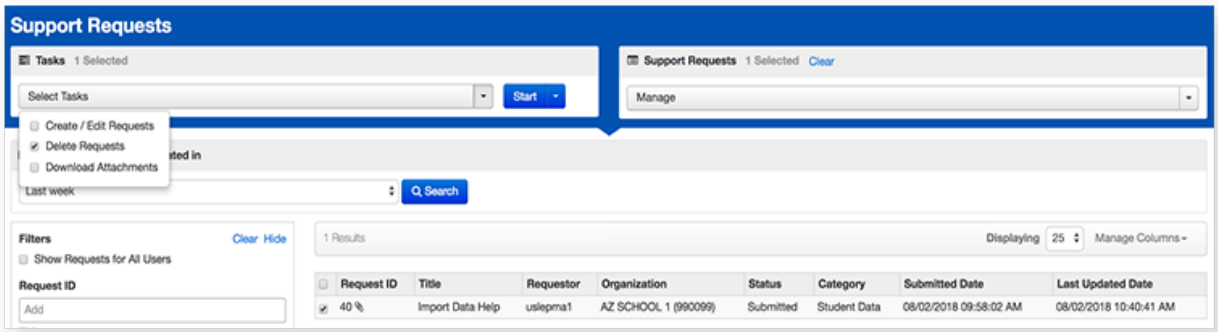

4. Click the checkbox next to the request.

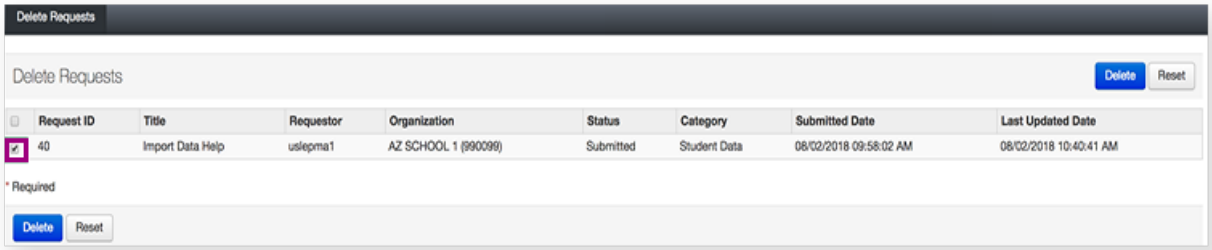

5. Click **Delete**.

Delete Requests

Delete Requests

Delete Reset

	Request ID	Title	Requestor	Organization	Status	Category	Submitted Date	Last Updated Date
☑	40	Import Data Help	uslepma1	AZ SCHOOL 1 (990099)	Submitted	Student Data	08/02/2018 09:58:02 AM	08/02/2018 10:40:41 AM

* Required

Delete Reset