

Student Response Report

The new Student Response report is a PDF export file that shows student test results and item answer choices for a selected student or section. Teachers can print this report to hand out to students. You can select the information to include in the export each time it is run. This report is not available to parents and students. When item analysis is restricted on a test, only users with the View content and manage restricted tests operation can access the report.

The **Export Student Response** link is available from the following locations:

- Reporting Dashboard > Test Summary (described below)
- Student Profile > Benchmark Tests > click a test tile
- Student Profile > Classroom Tests > click a test tile

Run the Report for a Class

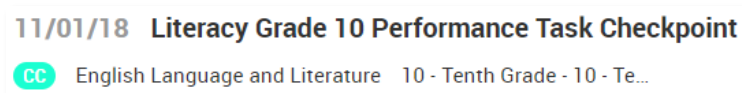
To save paper, the report can be cut into strips for each student.

To run the report:

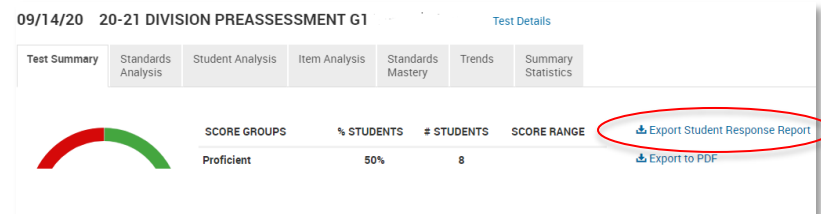
1. Navigate to the Reporting Dashboard with a class selected



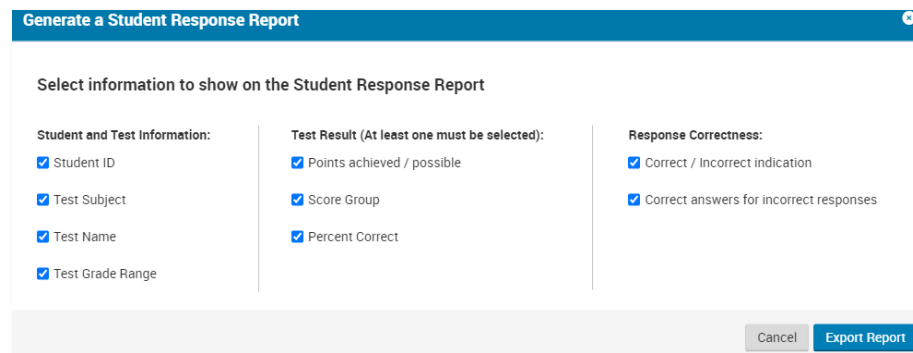
2. Click a test title



3. On the Test Summary, click **Export Student Response**



4. In the pop-up window, choose what information to display per student and then click **Export Report**



5. Open the exported report from wherever your computer saves downloaded files

