

# Resolve User Account Email Delivery Failure Errors

On this page:

[General Information](#) [Instructions](#)

Search


You can view and fix email delivery failure errors that occur when a new user account is created, or any of the following changes are made to an existing user account:



- Added an account
- Reset password
- Password expiration notification
- Password expired
- Changed password confirmation
- Forgot username

A red flag appears at the top of a page when an email delivery failure occurs.

## Step-by-Step



(Click  to view image)

1. Click the flag to reveal a list, and select **Email Delivery Failures**.  
*Alternatively, from **Setup**, select **Users**. To find users with email failures, select **Only Users With Email Failures** under **Toggle secondary filters**.*
2. Review the user accounts and make updates.
3. Click **Save**.

[Back to the top](#)