

# Enter Monitor Scores

## On this page:

[General Information](#) [Instructions](#)

Search




*Feature availability varies by program.*






You can enter monitor scores to compare the scores entered by teachers and test proctors. This helps you to monitor the accuracy of score entries. This task is similar to [hand-entering scores](#); however, these scores are entered by a non-involved third party.

## Step-by-Step



Read It

*(Click  to view image)*

1. From **Testing**, select **Student Tests**. 
2. Type a student name into the search field, and click **Search**. 
3. Click the checkbox next to the student test. 
4. Click **Select Tasks**, select **Enter Monitor Scores**, and click **Start**. 
5. Select or type the required details and scores. 
6. Click **Save**.

[Back to the top](#)