

Generate Sample Students

On this page:


[General Information](#) [Instructions](#) [Effects](#)



Search

You can generate sample students in the training site to practice session management and other functionality with sample student data.

Step-by-Step




(Click  to view image)

1. From **Setup**, select **Students**. 
2. Click **Select Task**, select **Generate Sample Students**, and click **Start**. 
3. Type or select the required details.
4. Click **Generate**.

Effects

▼ To view the generated student records...

1. From **Setup**, select **Students**.
2. Click the down arrow next to the **Search** button, and select **Show all results**. 

[Back to the top](#)