


Mark Favorite and Rate a Resource

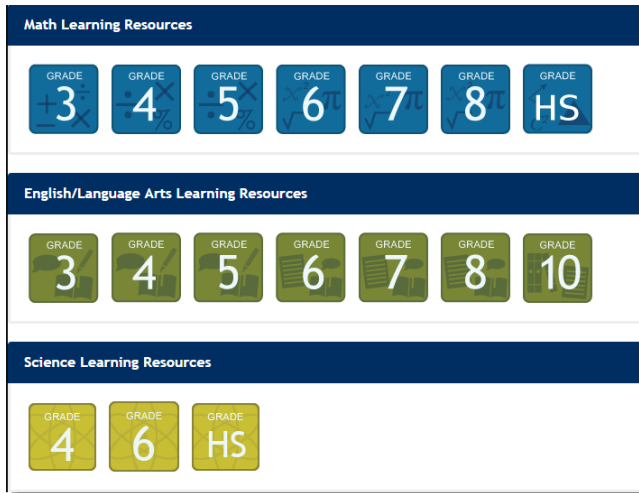
Some features are only available to some users. If you do not see a specific feature, your account is not configured to access it.

You can mark resources for future references with either method below:

- **Star Rating:** You can select one to five stars next to a resource. One star is the lowest rating, and five stars is the highest.
- **Favorite:** You can click the favorite icon  next to a resource.

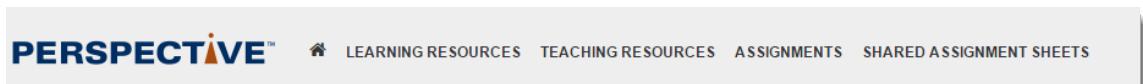
1. From the home page (if available, select the **Lesson Builder Menu**), click a Subject Grade icon.

Click here to view a screenshot...



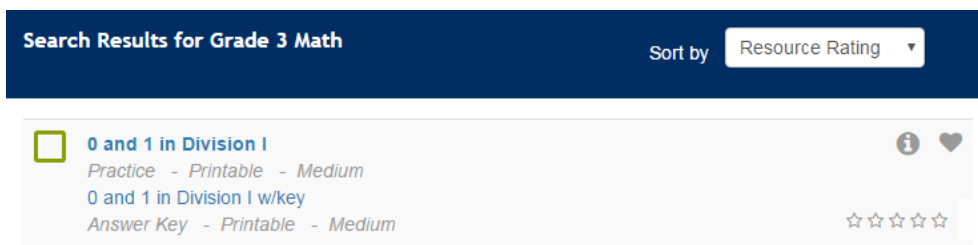
- Alternatively, from the menu bar, you can click the **Learning Resources** tab, or use the Basic or Advanced Search, to view a list of available resources.

Click here to view a screenshot...



2. To rate a resource, click one through five of the stars to the right of it.

Click here to view a screenshot...




1. Then, you can sort resources by their rating. From **Sort by**, select **Resource Rating**. The resources sort by their rating from the highest (five stars) to the lowest (one star).

Click here to view a screenshot...

Search Results for Grade 3 Math Sort by **Resource Rating** ▾

- 0 and 1 in Division I** i ♥
Practice - Printable - Medium
 0 and 1 in Division I w/key
Answer Key - Printable - Medium ★★★★★
- 0 and 1 in Division II** i ♥
Practice - Printable - Medium ★★★★☆
- 12 HR and 24 HR Time** i ♥
Instruction - Printable - Low ★☆☆☆☆

3. To mark a resource as your favorite, click the favorite icon  to the right of it.

▾ [Click here to view a screenshot...](#)

Search Results for Grade 3 Math Sort by **Title** ▾

- 0 and 1 in Division I** i ♥
Practice - Printable - Medium
 0 and 1 in Division I w/key
Answer Key - Printable - Medium ★★★★★
- 0 and 1 in Division II** i ♥
Practice - Printable - Medium ★★★★☆
- 12 HR and 24 HR Time** i ♥
Instruction - Printable - Low ★☆☆☆☆


1. To view list of your favorite resource(s), click the **Assignment** tab on the menu bar, and then click **My Favorites**.


▾ [Click here to view a screenshot...](#)

PERSPECTIVE™ LEARNING RESOURCES TEACHING RESOURCES ASSIGNMENTS SHARED ASSIGNMENT SHEETS

My Assignment Sheets My Favorites

My Favorite

Name (ID)	Description	Standards	Delete
0 and 1 in Division I	0 and 1 in Division I	3.C.3, 3.C.4, 3.C.5, 3.C.6, 3.AT.2	

2. To delete a resource from your favorite list, click the delete icon  next to the resource description.