

# Undo Student Test Submission

On this page:

[General Information](#) [Prerequisites](#) [Instructions](#) [What's Next?](#)

Search


You can undo a student test submission to allow a student to return to a test.









## Prerequisites

To undo a student test submission, students must have **Complete** or **Marked Complete** test statuses.

## Step-by-Step



(Click  to view image)

1. From **Testing**, select **Students in Sessions**. 
2. Click **Add a Session**. 
3. Type a session name into the search field, and click the checkbox next to the session. 
4. Click **Add Selected**. 
5. Type a student name into the search field, and click the checkbox next to the student test. 
6. Click **Select Tasks**, select **Undo Student Tests Submissions**, and click **Start**. 
7. Select the checkbox next to the student test or unit of a test to confirm your selection. 
8. Click **Undo Submissions**. 

## What's Next? (Optional)

After you undo a student test submission, the student test status is **Exited**. You, then, must **Resume** the student test, to allow the student to test.