

# View OnDemand Reports

On this page:

[General Information](#) [Instructions](#) [What's Next?](#)

Search



*Feature availability varies by program.*

You can access OnDemand reports to view student assessment results/details in real time.

∨ You can access two types of OnDemand reports...


- **The Student Detail Report** displays student(s) assessment details, including graphs, overall score, and sub-scores.
- **The Student List Report** displays all the students and their assessment details based on the selected filters.





Depending on the selected filters, report details vary.

## Step-by-Step






Read It

(Click  to view image)

1. From **Reports**, select **OnDemand Reports**. 
2. Type student names into the search field, and click **Search**. 
3. Click the information icon  to view the student report. 

## What's Next? (Optional)

∨ You can print the student report(s)...

1. Click the printer icon . 
2. Select the type of report to view.  *Depending on the selection, the report downloads as a PDF, CSV, or Excel document.*
3. Print the report.

[Back to the top](#)