

Enter Monitor Scores

On this page:

[General Information](#) [Instructions](#)

Search




Feature availability varies by program.






You can enter monitor scores to compare the scores entered by teachers and test proctors. This helps you to monitor the accuracy of score entries. This task is similar to [hand-entering scores](#); however, these scores are entered by a non-involved third party.

Step-by-Step



Read It

(Click  to view image)

1. From **Testing**, select **Student Tests**. 
2. Type a student name into the search field, and click **Search**. 
3. Click the checkbox next to the student test. 
4. Click **Select Tasks**, select **Enter Monitor Scores**, and click **Start**. 
5. Select or type the required details and scores. 
6. Click **Save**.

[Back to the top](#)