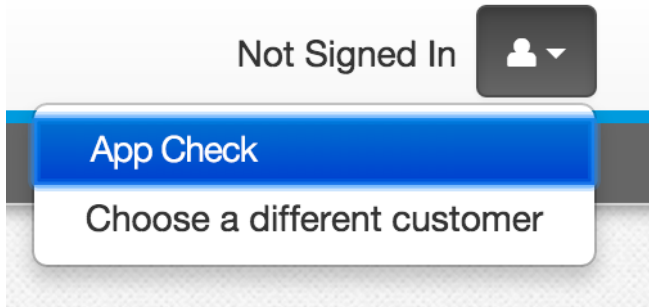


_TN_AppCheck_Install_winmac

To run App Check:

1. Click or tap the appropriate icon for your test from the home page to go to the **Sign In** page.
2. Click or tap the user drop-down menu, and select **App Check**.

∨ [View screenshot...](#)

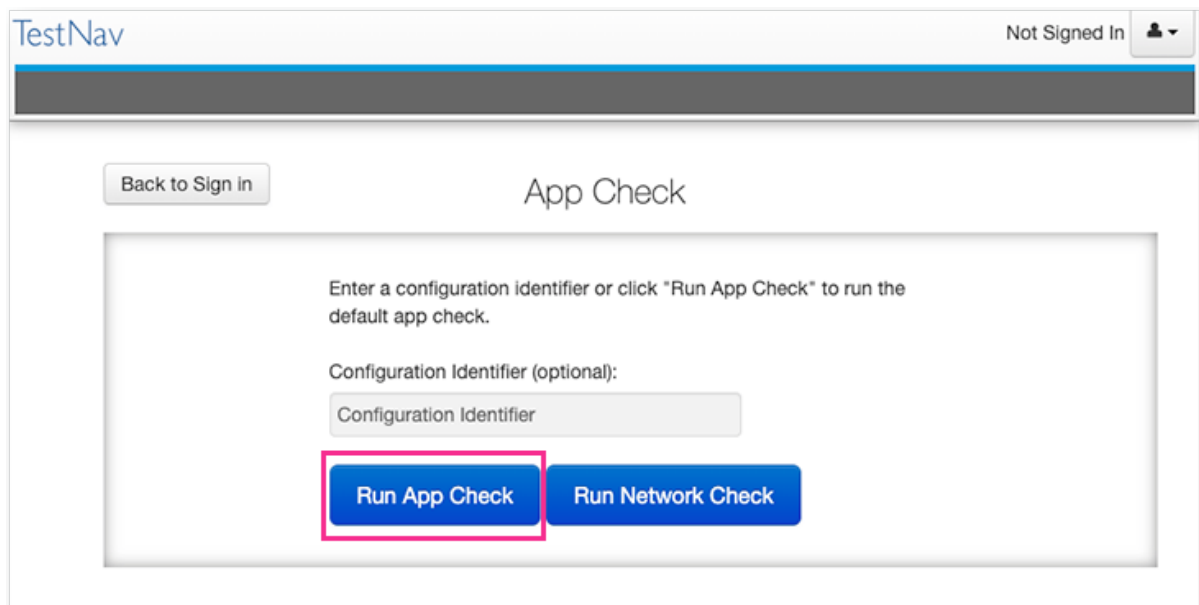


App Check (without optional Configuration Identifier)

On the **App Check** page:

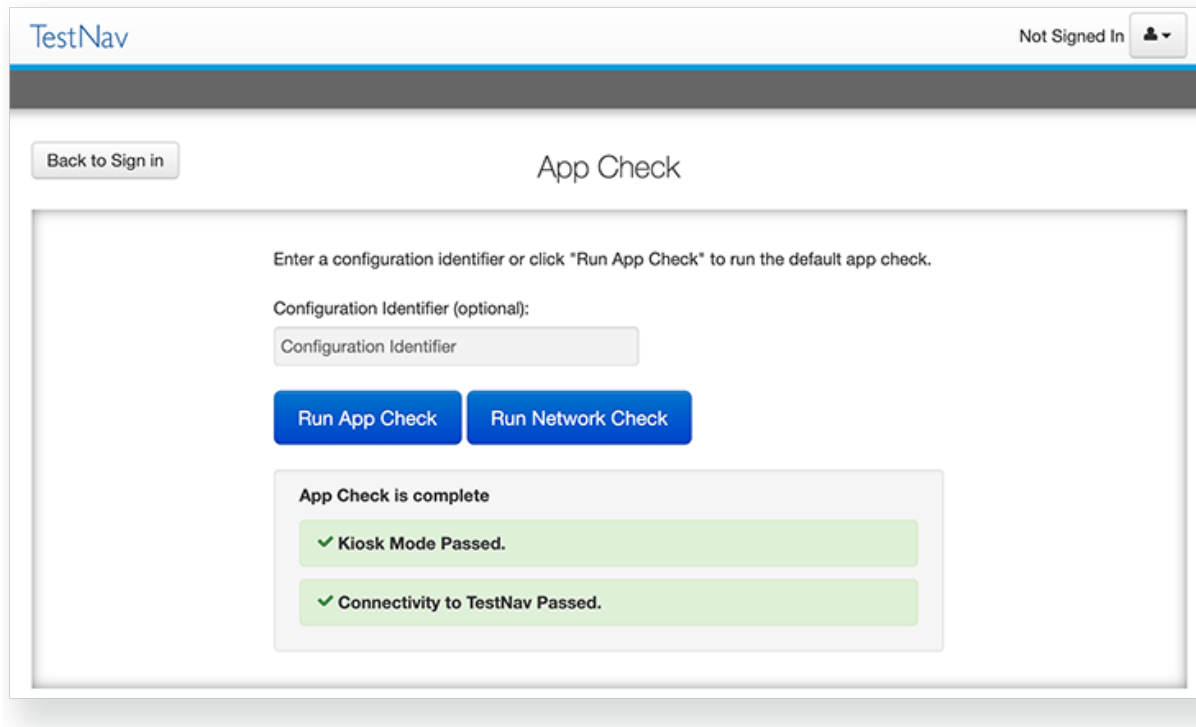
1. Leave the configuration identifier field blank.
2. Click **Run App Check**.

∨ [View screenshot...](#)



You see green checkboxes for Kiosk Mode readiness and connectivity to TestNav, if the system passes. *If one of these fails, you will see a Fail message and must check your connection and settings before running App Check again.*

∨ [View screenshot...](#)



App Check (with optional Configuration Identifier)

If you have obtained a Configuration Identifier from your assessment management system:

1. Enter it in the **Configuration Identifier** field on the App Check page.

The configuration identifier allows TestNav to also check connection to ProctorCache computers. *If your assessment management system allows, this configuration ID may also check for blacklist compliance. See your assessment management system documentation for additional information.*

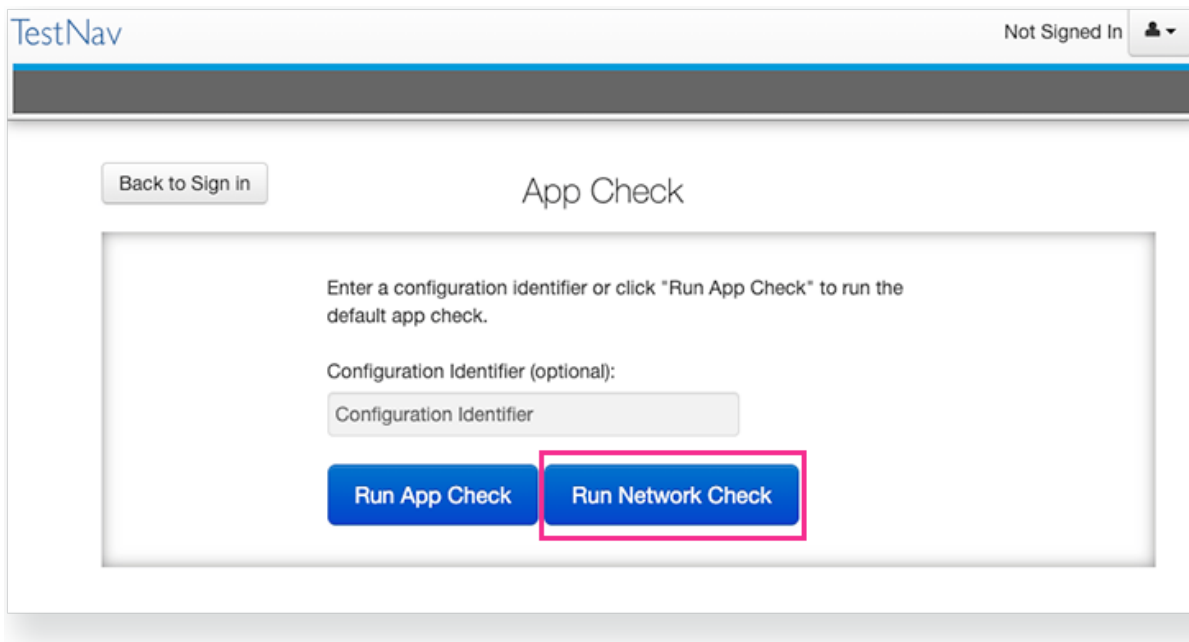
2. Click **Run App Check**.
3. If ProctorCache connectivity (or blacklist compliance) fail, TestNav provides information for possible resolutions. Use this information to troubleshoot, and run App Check again.

Run Network Check

On the App Check page,

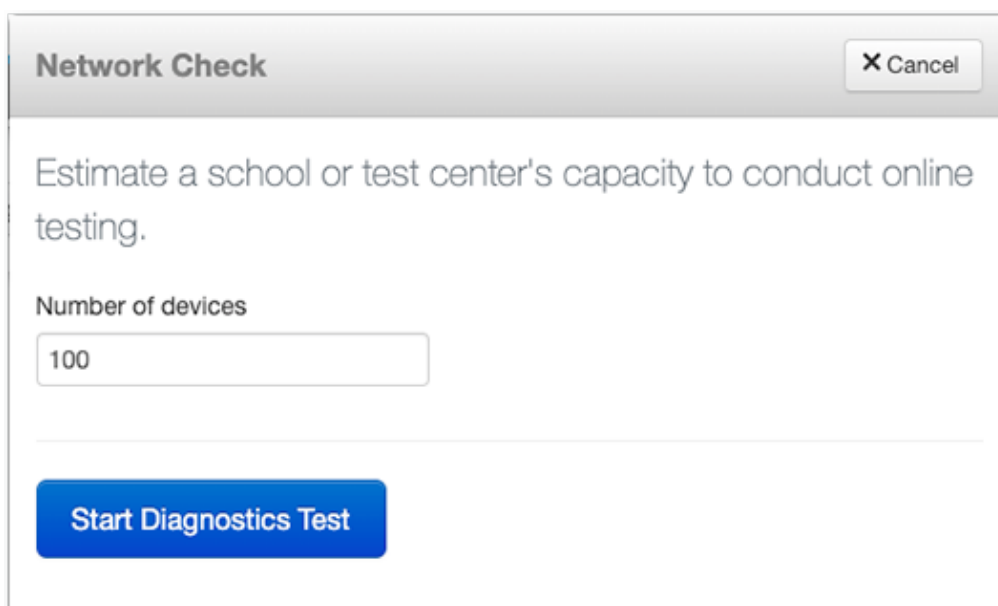
1. Click **Run Network Check**.

↕ [View screenshot...](#)



2. Estimate the number of devices that will connect to your network during testing, and enter it into the **Number of devices** field.

[View screenshot...](#)



3. Click **Start Diagnostics Test**.
4. See your **Test Results** under **Network Diagnostics** to determine whether your network has sufficient bandwidth to test without ProctorCache.

[View screenshot...](#)

[Back to Sign in](#)

App Check

Enter a configuration identifier or click "Run App Check" to run the default app check.

Configuration Identifier (optional):

Run App Check

Run Network Check

Network Diagnostics

Download Speed Test	449.31 Mbps
-------------------------------	-------------

Test Results Pass

Given the current load on your system, you should be able to test at this location.

Proctor Cache is **not** recommended

Information

For networks with speeds greater than 150 Mbps, please use another site for most accurate information:

- speedtest.net
- fast.com