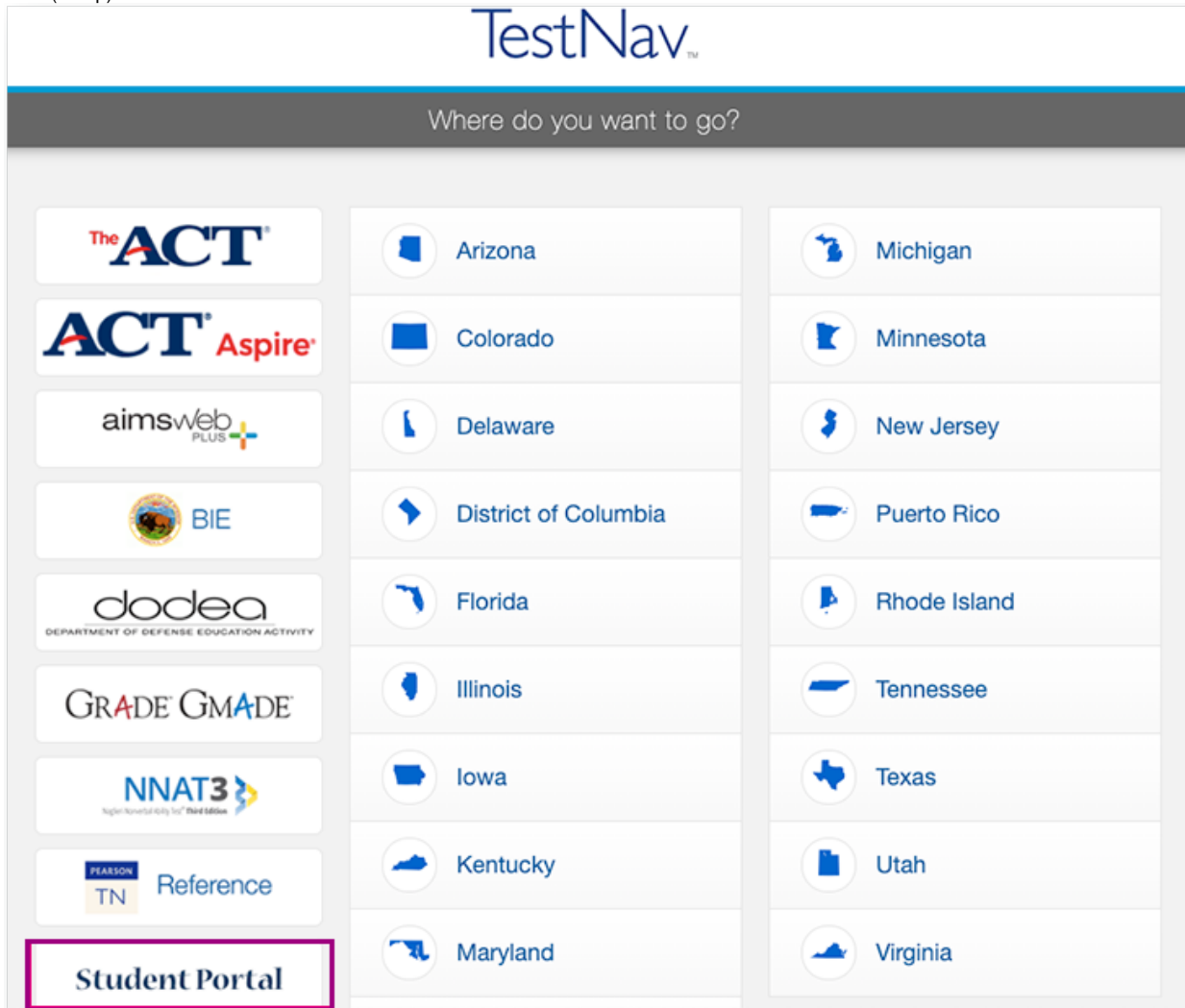


# Sign In to TestNav through Student Portal

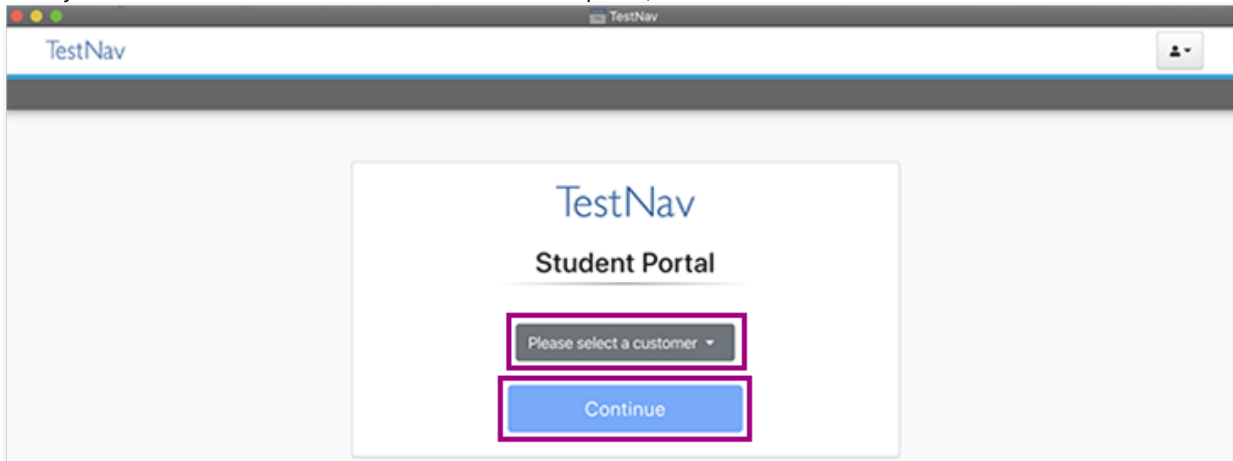
Student Portal provides single sign-on (SSO) access to TestNav for students. With SSO, students can quickly navigate to their assigned tests and begin testing. *If your school uses **Student Portal***, student email addresses were previously entered into Pearson Access (either through a [data import](#) or [data creation](#)) to give each student portal access.

## Step-by-Step Access for Students

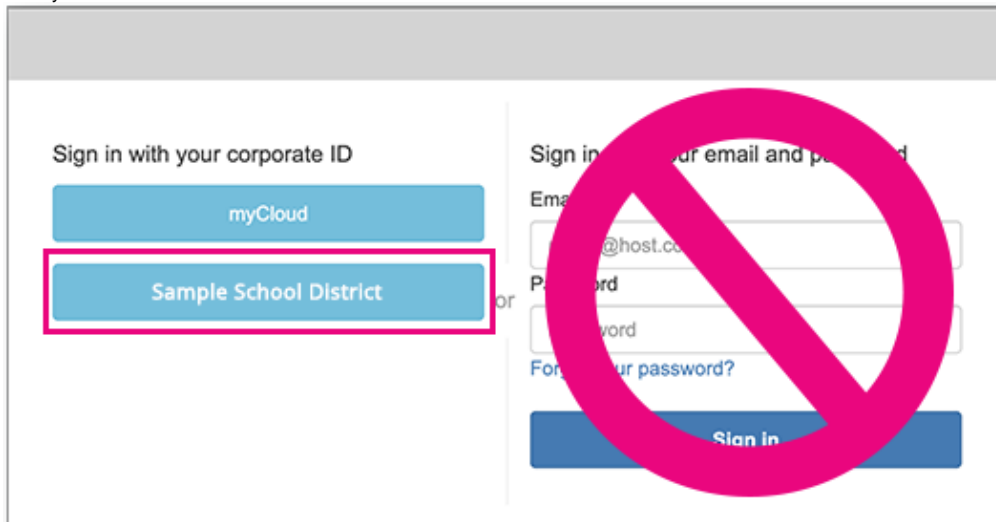
1. Go to the **TestNav** home page in one of two ways:
  - **Recommended** - Click (or tap) the **TestNav** app icon. If you have not downloaded the TestNav app, see [Access TestNav on your Home Computer or Device](#).
  - *If you must access TestNav through a browser, go to [home.testnav.com](http://home.testnav.com) (ONLY supported for non-secure, interim or practice tests).*
2. Click (or tap) **Student Portal**.



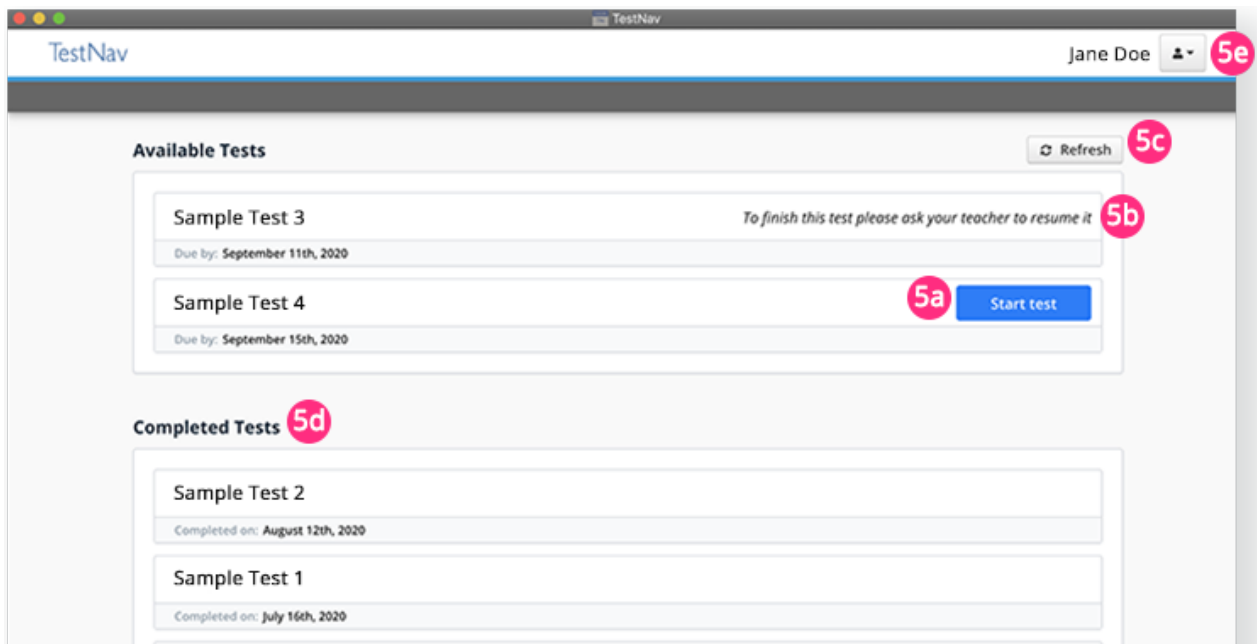
3. Select *your school district* from the **Please select a customer** dropdown, and click **Continue**.



4. Click your school district's button.



5. Enter your username and password to sign in. Click **Start test** to begin an available test.  
*You can also navigate through other elements of the Tests page. See callouts below:*



- 5a** - You can click a **Start test** button to begin that test. Below each test name, the due date appears, if applicable.
- 5b** - If you have any tests that you did not complete, but can resume, a note appears, reminding you to ask your teacher to resume it.
- 5c** - You can click the **Refresh** button after your teacher resumes your test to see the **Start test** button for the resumed test.
- 5d** - The **Completed Tests** list shows tests that you completed and the date you completed them.
- 5e** - You can click the user dropdown and select **Log Out** to log out of Student Portal.

*Student Portal* does not sign you out unless you click the user dropdown and select **Log Out** or if you close *TestNav*. If you do not actively move or click your mouse for an extended time, an inactivity error appears and takes you back to the Tests page. You may see a note for that test, indicating that your teacher must resume your test (see 5b above).