


View Alternate Testing Status

This information is a part of [Manage Alternative Assessments](#).



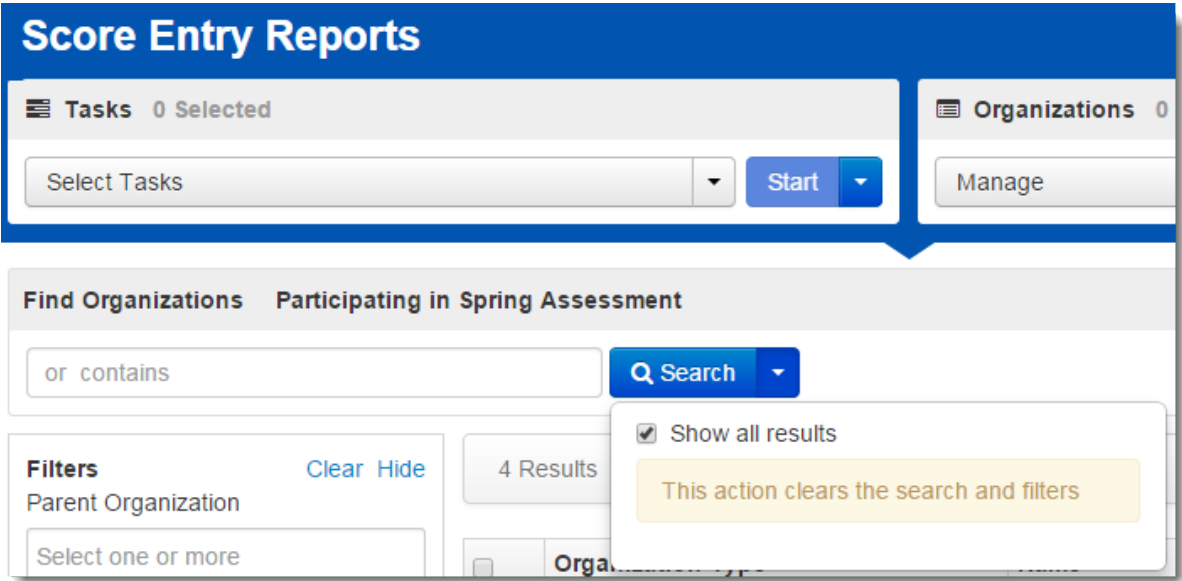
Some features are only available to some user accounts. Each user account has a user role(s) and permissions associated with it. These permissions control the data the user can view and actions the user can perform. If you do not see a specific feature, your account is not configured to access it. See [Manage Users](#) for more information.

Your testing program will provide information identifying user roles and what each is permitted to do and see.

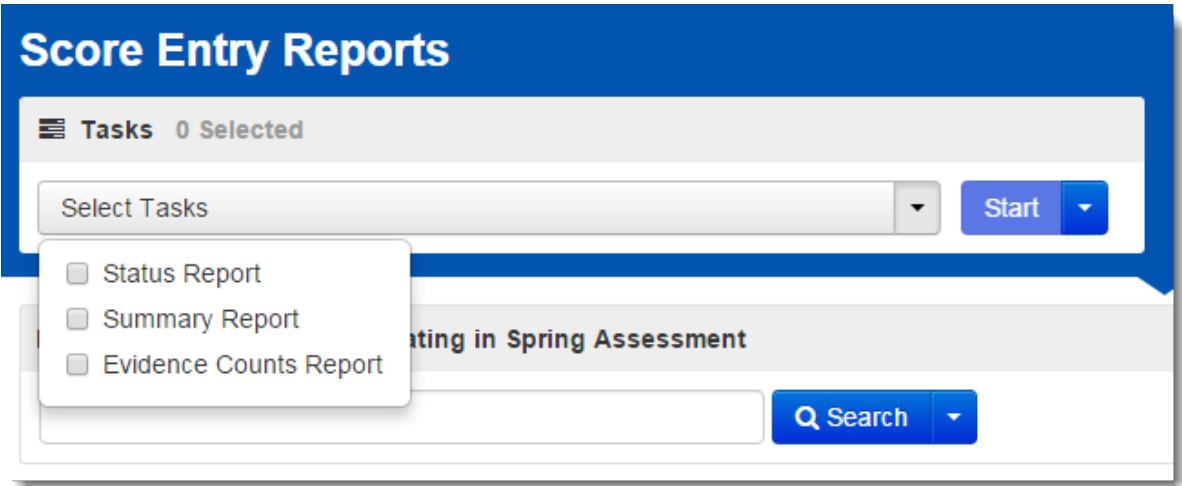
This report summarizes the status of alternate testing within your organization.

To view a status report, follow these steps:

1. From **Reports > Score Entry Reports**, search to find your organization or group(s) or click the down arrow next to the **Search** button and select **Show all results**. Select the organization(s) or group(s) you want to learn about.



2. Click **Select Tasks** drop-down and select **Status Report**. Click **Start**.



3. View the report. To download the report click **Download**.

School Status Report

Download

7 Results

Displaying 25 ▾

Group	Test Name	Calculated Status
ABCDEF	OAAP U.S. History	In Progress