


# Enter Monitor Scores

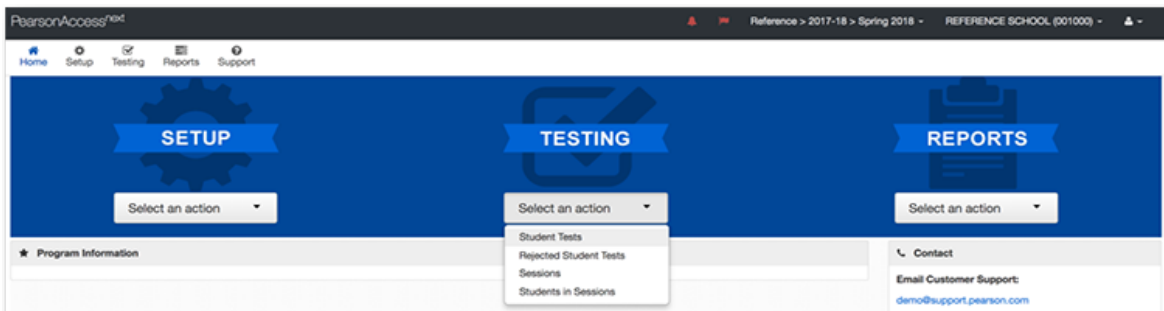
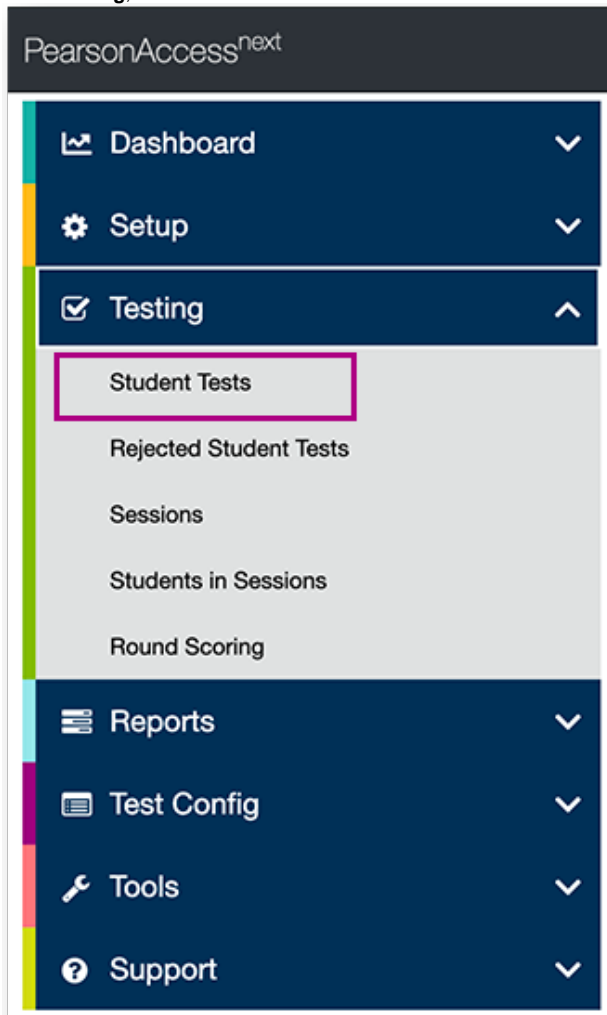
 Feature availability varies by program.

You can enter monitor scores to compare the scores entered by teachers and test proctors. This helps you to monitor the accuracy of score entries. This task is similar to hand-entering scores; however, these scores are entered by a non-involved third party.

---

## Step-by-Step

1. From **Testing**, select **Student Tests**.



2. Type a student name into the search field, and click **Search**.

**Student Tests**

Tasks 0 Selected Start

Student Tests 0 Selected Clear

Find Student Tests

argo Q Search

Filters Clear Hide

Organization

Select one or more

Student Code

1 Results

Displaying 25 Manage Columns

Student	Organization	Test	Type*	Status*
ARGO, ALANA	AZ SCHOOL 1 (990099)	Reference Test	Online	Assignment

- Click the checkbox next to the student test.

**Student Tests**

Tasks 0 Selected Start

Student Tests 1 Selected Clear

Find Student Tests

argo Q Search

Filters Clear Hide

Organization

Select one or more

Student Code

1 Results

Displaying 25 Manage Columns

Student	Organization	Test	Type*	Status*
<input checked="" type="checkbox"/> ARGO, ALANA	AZ SCHOOL 1 (990099)	Reference Test	Online	Assignment

- Click **Select Tasks**, select **Enter Monitor Scores**, and click **Start**.

**Student Tests**

Tasks 0 Selected

Select Tasks Start

- ☐ Edit Student Tests
- ☐ Score Alternative Student Tests
- ☐ Enter Monitor Scores

- Select or type the required details and scores.

1 Score Alternative Student Tests

STUDENT1, DEMO (110001001)

Math

DETAILS \* Required
Show Student Details

### Pre-Test Activities

Performance Rating\*

Performance Rating 1

Accommodations\*

Accommodation 1

### Scores

Score Progress

7

Scored Ready to Score

Item Title	#	Score
	7 Total	7 Scored
Item 1	1	2 of 4 ★★☆☆
Item 2	2	3 of 4 ★★★☆
Item 3	3	4 of 4 ★★★★
Item 4	4	2 of 4 ★★☆☆
Item 5	5	3 of 3 ★★★
Item 6	6	1 of 3 ★☆☆
Item 7	7	3 of 3 ★★★

Save
Invalidate Test
Reset

6. Click **Save**.