




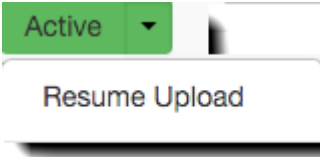
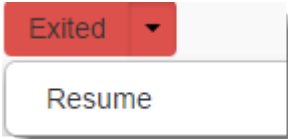
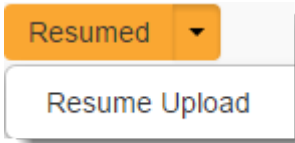
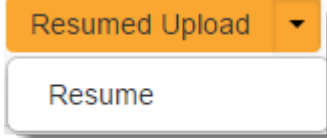


_PAsup_StudentStatusTable

This list shows the available student test statuses and describes what each means.

Student Test Status Key	
	Ready
	Resumed, Resumed Upload
	Active
	Exited
	Completed, Marked Complete

Status	Description
Ready	<p>The student has not yet started the test: If a student was assigned a test, but never started the test, they would have a status of Ready.</p> <p><i>A test session cannot be stopped until students in Ready status have either been removed or marked complete so that all students in the session have a status of Complete or Marked Complete.</i></p>
Active	<p>The student has logged in and started the test.</p> <p><i>If the student exits the test and the status is Active, the student cannot resume testing unless the status is changed to Resumed Upload.</i></p> <p>To resume a test, click the Active drop-down and select Resume Upload.</p>  <p>Resumed Upload status forces TestNav to check for a saved response file (SRF) on the testing machine when the student logs back in to continue.</p>
Exited	<p>The student has exited TestNav but has not submitted test responses.</p> <p><i>The student cannot resume testing unless the status is changed to Resumed.</i></p> <p>To resume a test, click the Exited drop-down and select Resume.</p>  <p>The Resume status uses only the test data last sent to the Pearson server rather than data saved on a specific testing machine.</p> <p>For more information on resuming, see Resume a Test.</p> <p><i>If the student will not resume testing for any reason, then the status must be changed to Marked Complete, as described in Mark Student Tests Complete.</i></p>

Resumed	<p>The student has been authorized to resume the test, but has not yet logged in.</p> <p>To resume a test, click the Resumed drop-down and select Resume Upload.</p>  <p>The Resume Upload status forces TestNav to check for a saved response file (SRF) on the testing machine when the student logs back in to continue.</p>
Resumed Uploaded	<p>The student has been authorized to resume the test, but has not yet logged in.</p> <p>To resume a test, click the Resumed Upload drop-down and select Resume.</p>  <p>The Resume status uses only the test data last sent to the Pearson server rather than data saved on a specific testing machine.</p> <p>For more information on resuming, see Resume a Test.</p>
Completed	<p>The test has been submitted by the student through TestNav and the data has been processed. This status cannot be changed, except by using Undo Student Test Submission.</p>
Marked Complete	<p>The student has exited TestNav and will not resume the same test, or has never logged in to a test, but the test session needs to be stopped. This status cannot be changed, except by using Undo Student Test Submission.</p> <p><i>Mark a test Marked Complete, as described in Mark Student Tests Complete.</i></p>

To see **Student Test & Item Progress**, click on *Student Test Status* (all, except the **Ready** status).