

Resolve Student Data Errors and Warnings

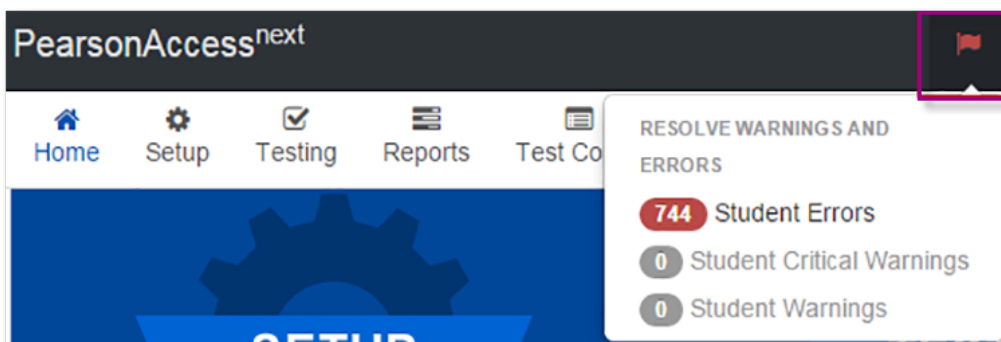
The system identifies student data discrepancies.

Category	Description
Student Errors	Unmatched or invalid data that the system cannot save. Errors must be resolved before the records can be processed.
Student Critical Warnings	Potential completeness or validity errors. You should prioritize resolving these warnings; however, records can be processed without resolution. <i>Resolution policy varies by program.</i>
Student Warnings	Potential completeness or validity errors. You should resolve these issues; however, records can be processed without resolution. <i>Resolution policy varies by program.</i>

Step-by-Step

To fix **Student Errors**:

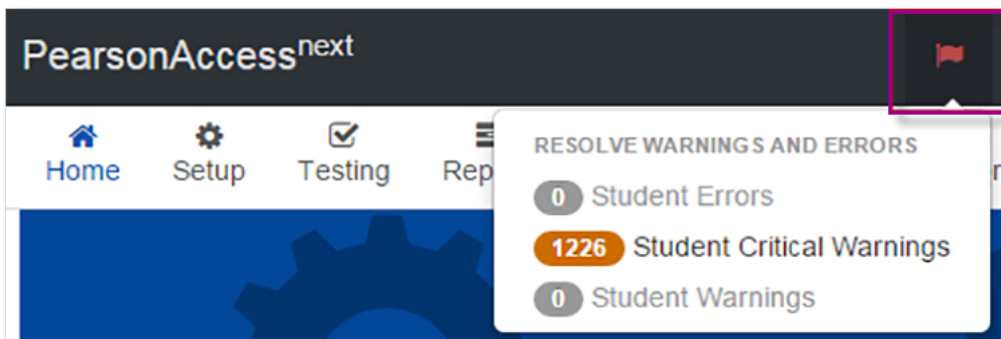
1. Click the flag and select **Student Errors**.



2. See [Fix Rejected Student Tests](#) to fix these errors.

To fix **Warnings**:

1. Click the flag and select **Student Critical Warnings** or **Student Warnings**.



- Select the filter to show **Critical Warnings** or **Warnings**.
Filters may differ for your program, but will work the same way.

Filters
Clear Hide

☐ Across All Organizations

Student Code

Starts with (minimum 2 character)

Local Student Code

Starts with (minimum 2 character)

Toggle secondary filters

Warning Name

Select one or more

Warning Type

Critical Warning

Warning

Gender

- Click the information icon next to the student with a warning indicator.
The indicator includes the number of issues found with the student record.

Find Students Registered to FL EOC Winter 2017

Q Search

Student Last Name starts with (minimum 2 character)

Filters

☐ Across All Organizations

PearsonAccess Next Student Code

Starts with (minimum 2 character)

Florida Education Identifier (FLEID)

Starts with (minimum 2 character)

UUID

Starts with (minimum 2 character)

Toggle secondary filters

Warning Name

Select one or more

Warning Type

Select one or more

Student First Name

Starts with

Date of Birth

Starts with

Gender

Select one or more

Alias Student ID

Starts with

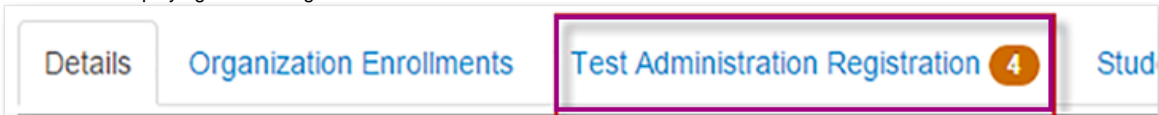
District Use

18,311 Results

Displaying 25 Manage Columns

PearsonAccess Next Student Code*	Student Last Name*	Student First Name*	Date of Birth*	Gender*
2219789300	ASOFASOF	SSF HERCH-Y	07/03/1990	Male
0733891263	(PTTE)MISSING	MTTSINGPAGE	08/08/1996	Female
2472557024	(TTGE)MISS	MTTS(PAGE)	08/08/1996	Female
8952264415	(TTGE)MISSING	MTTSINGPAGE	08/08/1996	Female
8120007822	(TTGE)MISSING	MTTSINGPAGE	08/08/1996	Female
2872832839	353453453535353	INTAAAAA	08/01/2009	Male
9717187831	A'TTMEIC 8TH	NTTIVE BIO	04/16/1969	Female
3043586086	AACCCAAAAA	ACCCAAAAA	11/11/1993	Male
3569034884	AALERT I	MISS	06/12/1990	Male
0254049293	AALERT V	ADOB	01/01/2001	Female
1612953030	AALERT VI	MATCH	09/23/1991	Female
0814751269	AALERT VI	MATCH	08/23/1991	Male
5873977858	AALERT VII	MATCH TWO	09/23/1991	Male
7380992269	ABTTGRDRESPONSE	NTTEPATTERN	06/06/1992	Male
8466526607	ABTTPREICDEMO	NTTEPATTERN	02/14/1992	Female
9394002586	ACCCASUMM	ZCCCSUMIV	03/19/1994	Male
5165927779	AHTTCKSCH	PTTIDELL	02/28/1993	Male
1655949280	AHTTGRDRESPONSE	NTTEPATTERN	06/06/1992	Male
2157223248	AHTTPREICDEMO	NTTEPATTERN	02/14/1992	Female
9290714863	ALERT I ENR	OLL MISS	06/12/1990	Male
9417327202	ALERT I FLE	ID DEMO	08/23/1991	Female

4. Click the tab displaying the warning indicator.

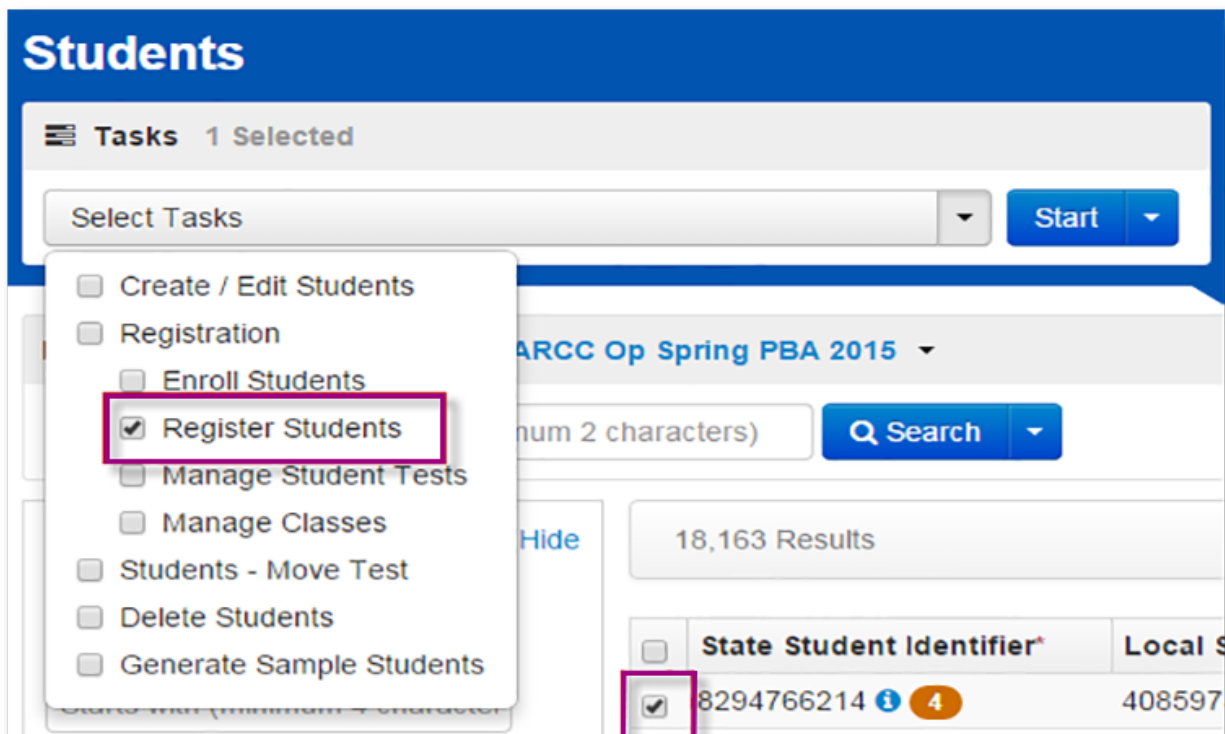


5. Scroll through the information to find the specific details for each warning.



6. How you fix warnings differs, depending on the warning trigger.

1. Select the student.
2. Click **Select Tasks**, select **Register Students**, and click **Start**.



3. View and edit the student's registration. Missing data is highlighted along with a warning message.

Programs

English Learner (EL) ⓘ

No ▼

Gifted and Talented ⓘ

▼

Critical Warning! The Gifted and Talented value is missing

[Student with Disabilities](#)

4. Click **Save**.